



COMPASSION SHELTERS

By VPEGlobal, LLC

LANDING zone

INTERNALLY DISPLACED PERSONS CAMPUS

A campus providing internally
displaced persons

HOPE



A PLACE TO START

- RESPONSIBLE
- EXPANDABLE/CONTRACTIBLE
- REUSABLE
- SUSTAINABLE
- AFFORDABLE
- EASILY DO-ABLE

COMPLETE INSTALLATION
IN LESS THAN 7 DAYS!

HOUSING UNITS

- Easily Configurable floor plans
- Solar Lighting
- Clean/Bright Interior
- Warm/Friendly Exterior
- Energy Efficient
- Independently Heated Propane/Fuel Oil
- Quick/Easy assembly/disassembly
- Beds
- Desks/Chairs
- Foot Locker style closets

VERY LOW IMPACT

- All Structures Temporary, Reusable, Sustainable secured with screw in anchors and straps
- Housing Units Solar Powered, no electrical trenching/or overhead
- Independent Power Generation adjacent to requirement encased in a noise filtering RTS Structure. No cords strung throughout facility
- Fresh and Waste water containment adjacent to facilities housed inside insulated RTS Structures.
- Gravel Roads/Parking Facilities clean access, easy removal
- Fully Fenced with screening to facility containment and safety
- Hydro mulched grounds provide landscaped commons areas which facilitate Community

CONTRACT SERVICES PROVIDED FOR:

- Security
- Bottled Drinking Water
- Cafeteria
- Facilities Maintenance
- Installation Removal
- Management
- Fresh/Wastewater services
- Internet Services

RESTROOMS/SHOWERS

- Fully Self Contained Units
- Independent/Lockable Facilities
- Trailer Mounted eases installation/removal
- Supply/Waste water adjacent in RTS Structure
- *WATER CONSERVATION AT ITS BEST*
- System uses only 1 pint per flush!
- Electrical Power Generation for each unit
Independent Power Generation adjacent to requirement encased in a noise filtering RTS Structure. No cords strung throughout facility

LAUNDRY FACILITIES

- Fully Self Contained Units
- Gas Dryers/ Electrical Washers
- Trailer Mounted eases installation/removal
- Supply/Waste water adjacent in RTS Structure
- Water Conserving Washers
- System uses only 1 pint per flush!
- Electrical Power Generation for each unit
Independent Power Generation adjacent to requirement encased in a noise filtering RTS Structure. No cords strung throughout facility

CENTER HUB PROVIDES:

- Single footprint or quick assemble air beam structure
- Community Center
- Climate Controlled Space
- Cafeteria Serving
3 meals per day
Pay per meal
Healthy Alternatives
- Small Offices for Services:
Counseling
Job Placement
Chapel
Bottled Water
Drug Screening
Security
Leasing Agent

ON SITE WASTE WATER TREATMENT FACILITIES

- Used World Wide
- Self-contained proven treatment facilities
- Shop-Built units fully assembled
- Mobile transport from holding facility to plant
- Stationary units sit above ground

INCLEMENT WEATHER CAPABILITIES

- Housing units:
Thermally efficient
Independently Heated Propane/Fuel Oil
85psf Snow Load Ratings
125mph Wind Load Ratings
- All Water contained within Heated RTS Structures
- Large Fresh and Waste water holding tanks
Fill and dump only every few days
- Center Hub heat-able for comfort even in Northern Exposures
- Center Air Conditioning capabilities in Southern Exposures

IN ADDITION to all the above specifications, The Landing Zone 350 has these capacities:

- Houses 352 People
- 12-Couples Units/2 per Unit
- 51-Singles Units/6 per Unit
- 4-Family Units/4 per Unit
- 3-ADA Compliant Units/2 per Unit





COMPASSION
SHELTERS

LANDING zone

Get reliable, energy-efficient Wastewater Treatment ... **Anywhere!**



Photo courtesy of Earik Lilies

Mining camps in Alberta and Texas. A pipeline response station in the Yukon. An oil drilling platform in Cook Inlet. A hurricane-devastated resort in St. Lucia.

For more than a decade, Orenco's AdvanTex® technology has provided reliable, energy-efficient wastewater treatment in some of the world's most remote places. Now, the AdvanTex AX-Mobile™ is Orenco's most portable treatment plant yet.

Complete, Portable Solution for Wastewater Treatment

The AX-Mobile Treatment System is completely pre-packaged and built inside a durable, insulated fiberglass tank that is easy to ship and set. Ship by truck, rail, cargo container, or aircraft.

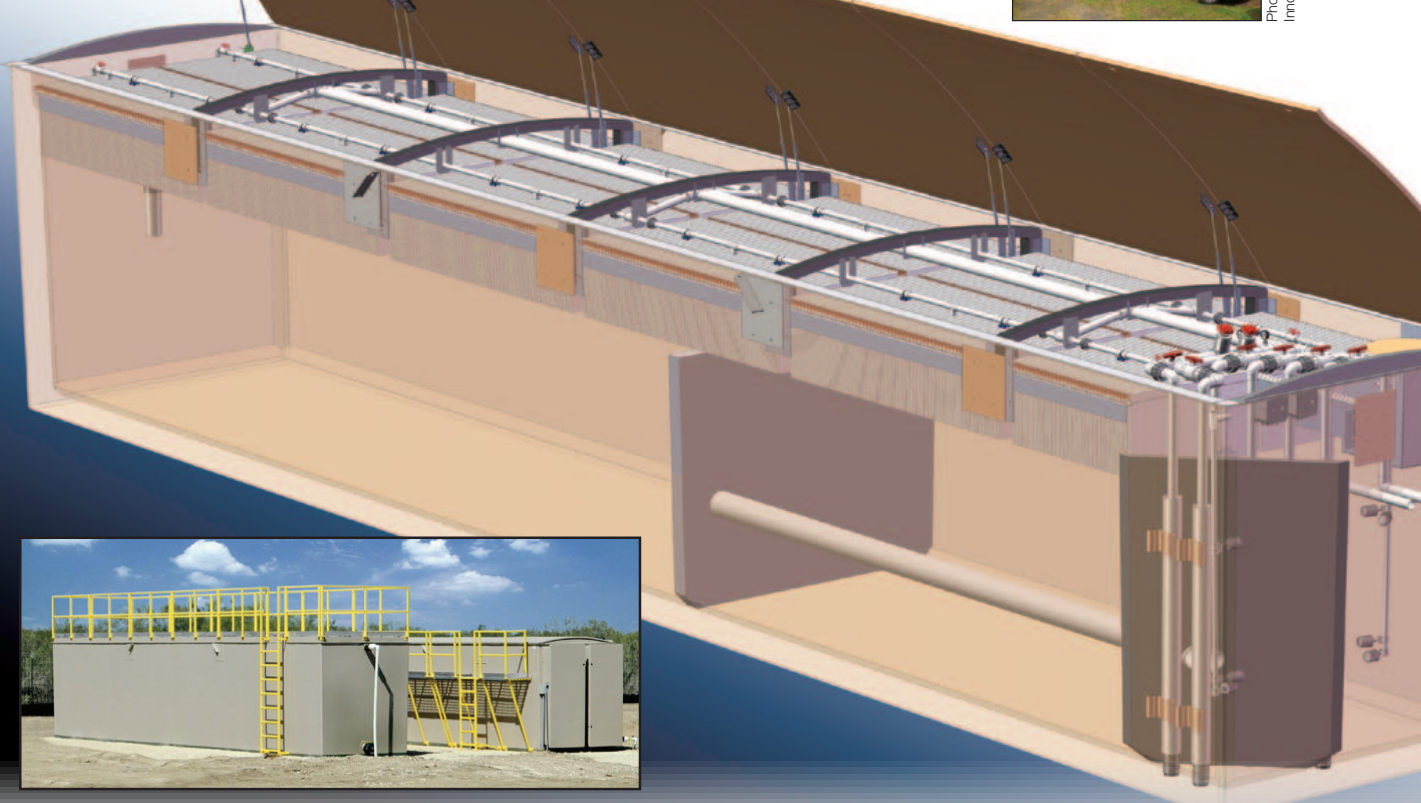
Tanks range from 14'-42' (4.3-12.8 m) long and can be installed singly, serving up to 250 people, or in multi-tank arrays serving 3,000 people or more. The system is installed above-ground, so it can be used temporarily and then relocated as needed.

◀ This AX-Mobile was airlifted into
British Columbia.

This AX-Mobile was shipped
by cargo container to
New Zealand. ▶



Photo courtesy of
Innoflow Technologies





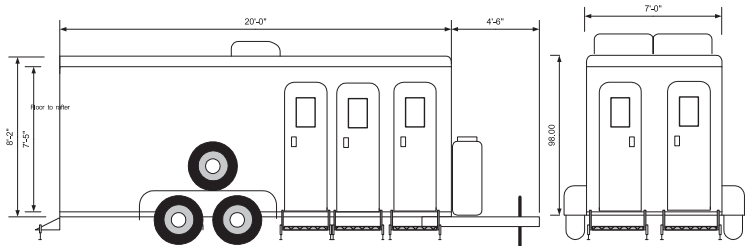
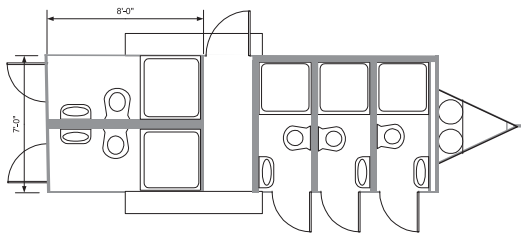
Compassion
Shelters

Landing zone

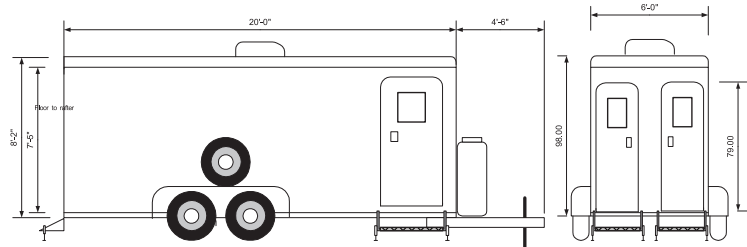
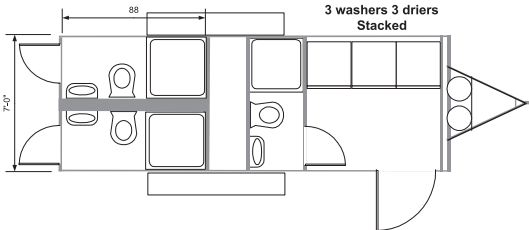


Toilets
use only 1
pint of water
per flush!

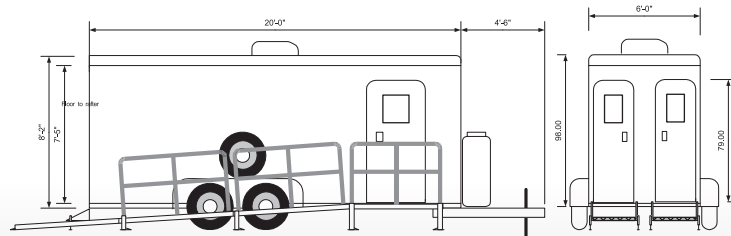
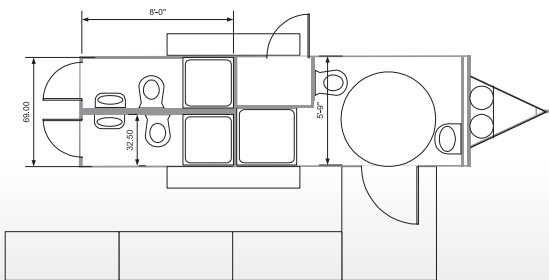
Lavatory/Showers



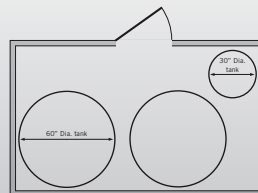
Laundry/Lavatory/Showers



Lavatory/Showers – ADA model



R.T.S. with water storage tanks






compassion
shelters

Landing zone

ClearSpan™ building



ARTIST'S CONCEPTUAL RENDERING - ACTUAL LAYOUT MAY VARY





COMPASSION
SHELTERS

Landing zone

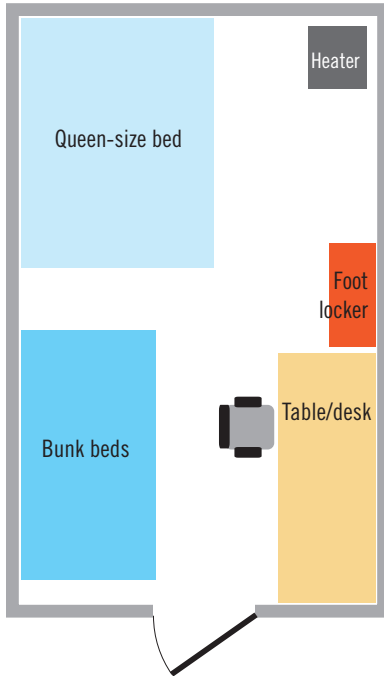
Ground view from inside the Landing Zone



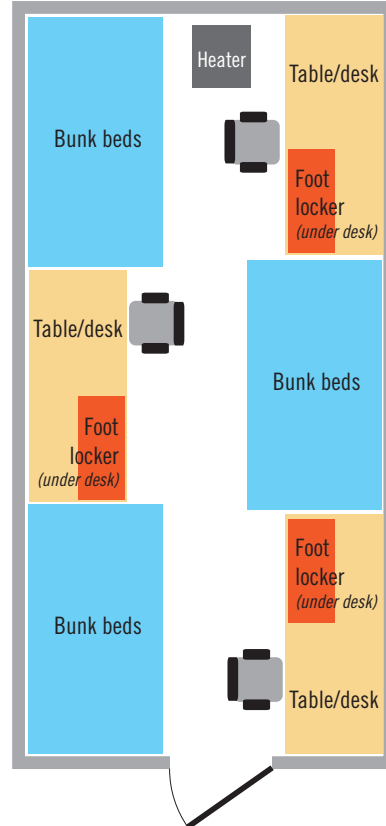
ARTIST'S CONCEPTUAL RENDERING - ACTUAL LAYOUT MAY VARY



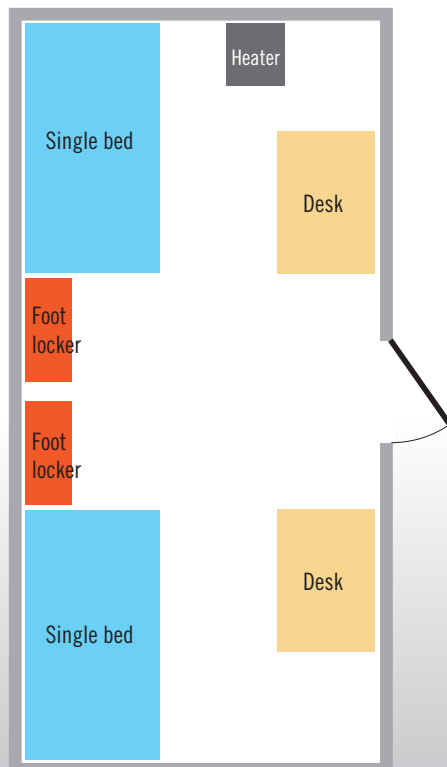
Family shelter – 10' x 16'



Singles shelter – 10' x 20'



ADA shelter – 10' x 20'



Couples shelter – 10' x 8'

